

Record Breaking **for Alabama and the ALGOP**

- ❖ **New Voter Registration since 2014** **600,000**
- ❖ **Total Voter Registration:** **3.3 million**
- ❖ **Primary: 1.2 million**
- ❖ **860,000 GOP 73%**
- ❖ **General election: 2.1 million**
- ❖ **1.3 million GOP 62%**



-one of the largest state GOP committees in the nation

-around 420-450 members

Example: Ohio State GOP 66 members

67 counties with chairs and local committees

-meet twice a year (winter and summer)

Summer lunch and meeting, Sat. Aug. 26,

Troy University, Trojan Arena

-our 2 annual fundraisers, sold out events

ALGOP Executive Committee

www.algop.org

2016 ALGOP Political Engagement

1.) Engaged with over
40 counties, 60 candidates

2.) *Mighty Alabama Strike Force*

20,000

Estimated number of doors knocked on
and phone calls made in
Florida and Ohio

by over 100 ALGOP volunteers



87 Elections Won by Republican Candidates in 2016

-34 incumbent GOPs re-elected

-25 incumbent Dems defeated by GOP

-11 GOP incumbents, open seats- won all 11

-8 Dems incumbents, open seats- won all 8

-4 Appointed Republicans that won full terms to their office,
all appointed after a Democrat vacated the office

-4/4 Special state house seats

-1 Former Democrat now GOP that the Democrats challenged, GOP win

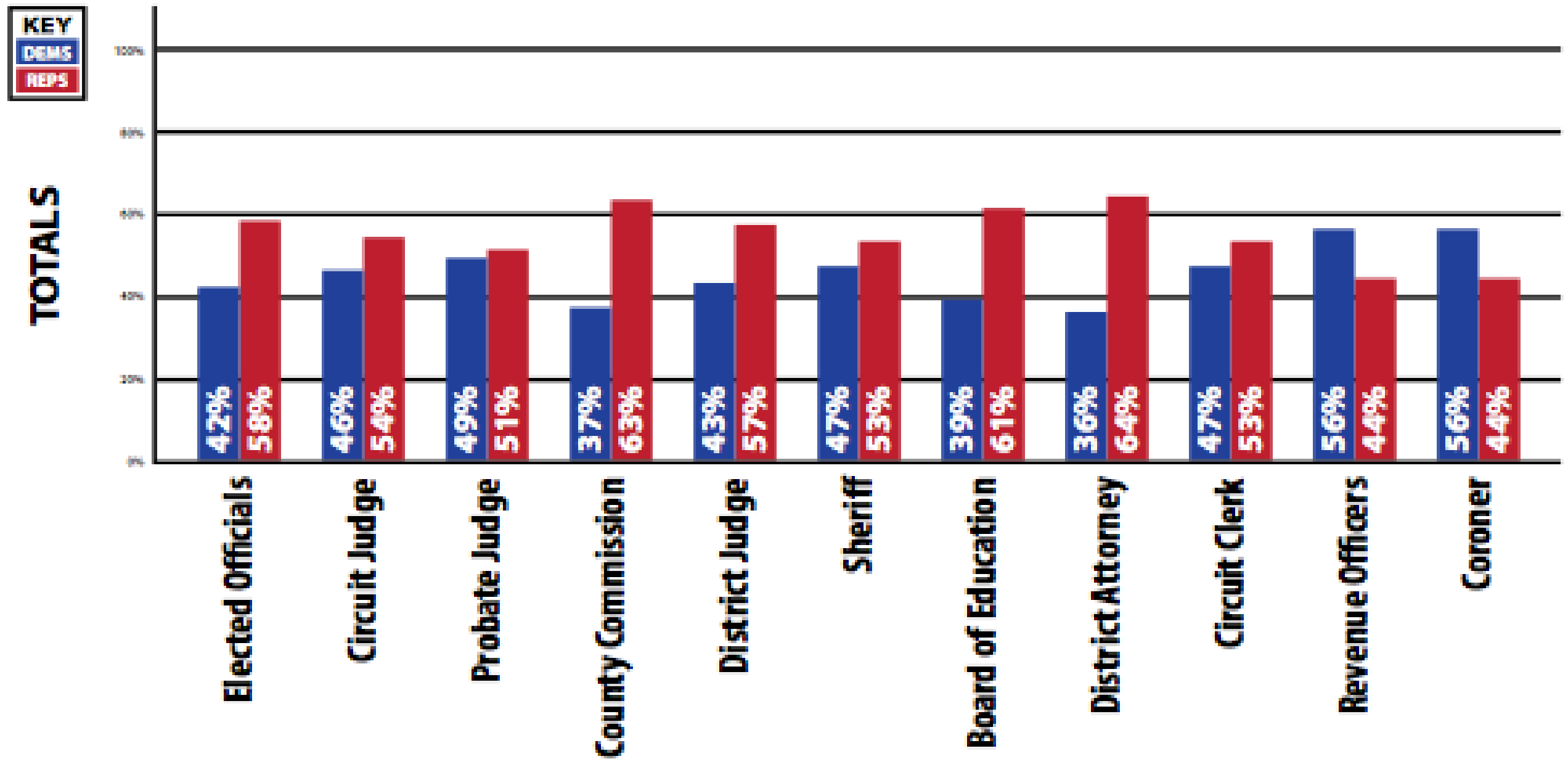
Former Democrats who joined the GOP – November 2016 to present:



Randolph County	7
Cherokee County	2
Jackson County	1
Marshall County	1
Pickens County	3
Etowah County	<u>2</u>

16

ALGOP Current County, District and Circuit Elected Officials



59% of all Alabama elected offices are Republican

Highest % AL Trump/Pence Vote

Ranking	County	%
1	Winston	89.48%
2	Blount	89.33%
3	Cleburne	87.43%
4	Cullman	87.10%
5	Marion	86.83%
6	Geneva	85.00%
7	Lamar	83.59%
8	Cherokee	83.42%
9	Covington	83.23%
10	DeKalb	82.88%





2016

**70%
ALGOP
Win Rate
Nov. 8**



RNC 2016

ELECTION BRIEFING

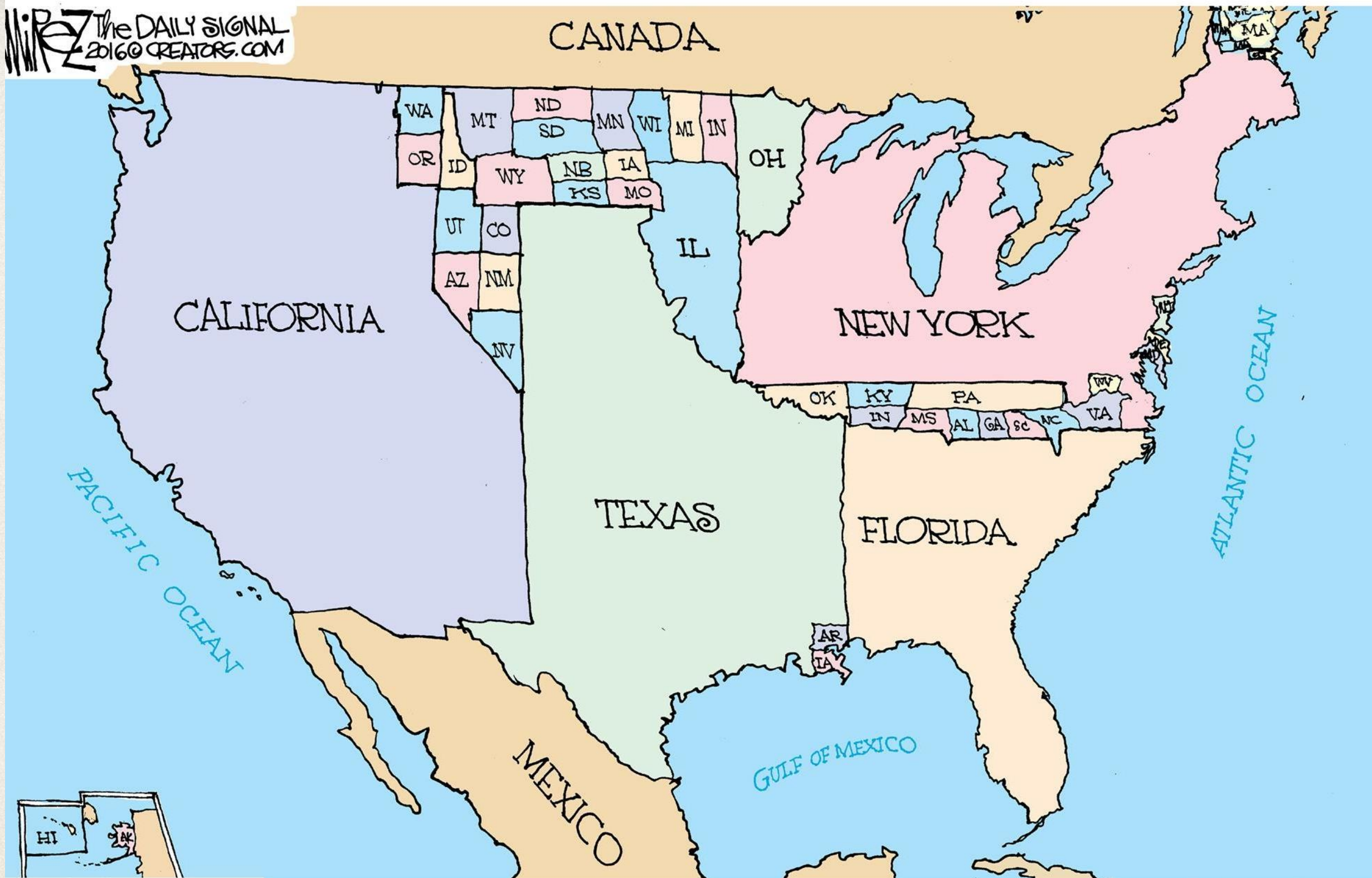
WASHINGTON, DC

RNC's Road to Victory

UNPRECEDENTED SUCCESS



- ✓ **White House**
- ✓ **220 counties won by Obama in 2012 flipped to support Trump**
- ✓ Maintained US **Senate** Majority
- ✓ Maintained Majority in US **House**
- ✓ Total GOP control over **SCOTUS** Nominations



@ramireztoons

THE US ELECTION WITHOUT ~~the~~ ELECTORAL COLLEGE

michaelpmamirez.com

TOTAL Counties: 3,141
TRUMP COUNTIES: 2,654 84% **CLINTON COUNTIES: 487 16%**

RNC's Road to Victory

UNPRECEDENTED SUCCESS

GOVERNORS: 66% GOP

From 31 to 33 net gain of 2
with NC to be decided

LT. GOVERNORS: 62% GOP

Held 31 of 45 Lt. Gov. seats

ATTORNEYS GENERAL: 58% GOP

Most GOP in US History with 28
currently (will be 29 when Gov.
Sununu appoints an AG in NH)

SECRETARIES OF STATE: 60% GOP

From 26 to 30 with 4 gains,
one possible additional.

LEGISLATIVE CHAMBERS: 70% GOP

Remained at 69 of 99. GOP was able
to maintain control of the same
number of legislative bodies while
flipping three. (*KY House, IA state
Senate, MN state Senate*)



Since 2008: the Democrats have lost over 1,000 seats

RNC Field Staff – 2012 vs. 2016



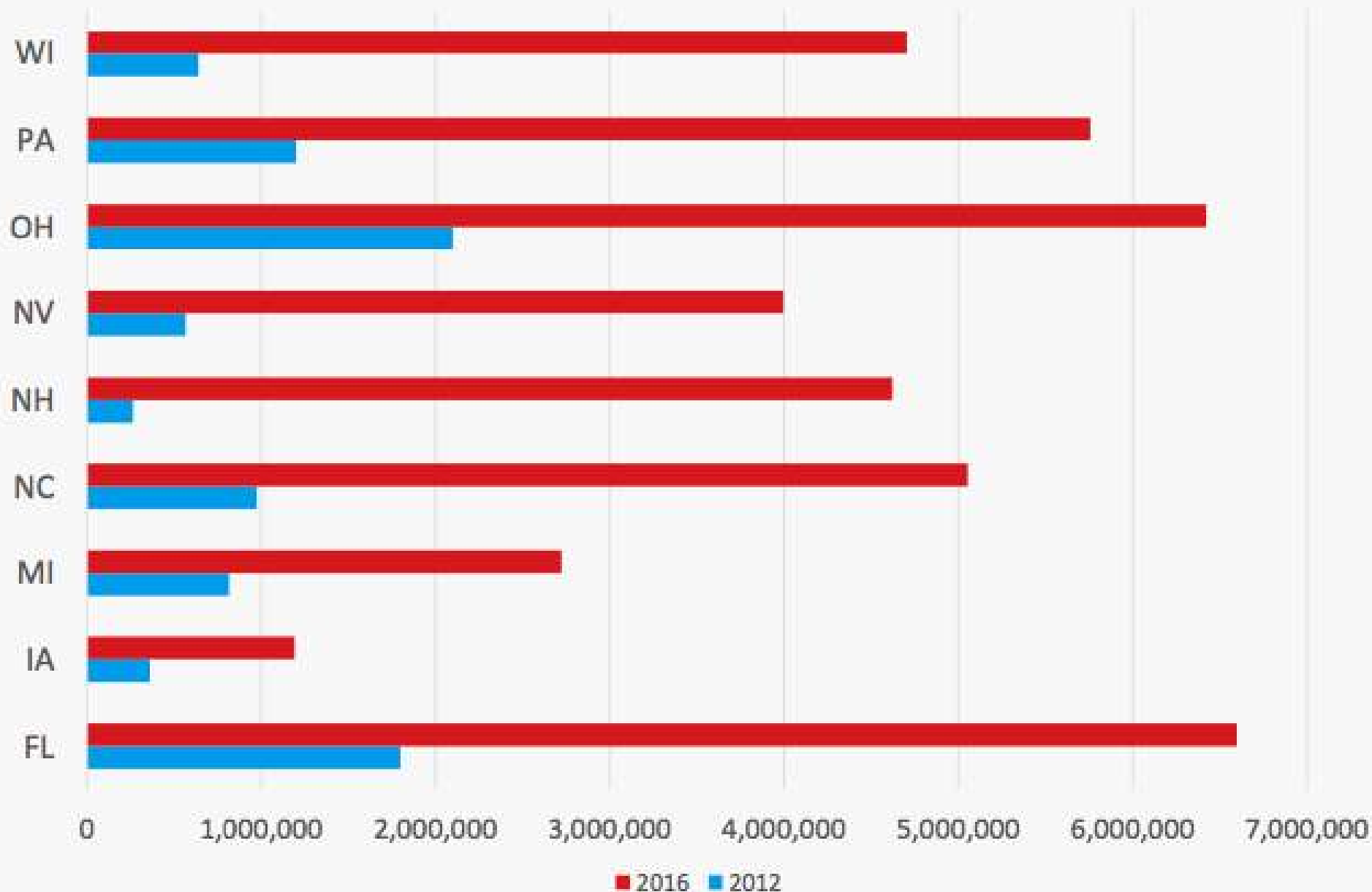
TOTAL
TRUMP/RNC FIELD
OPERATION:
6,012

TOTAL ROMNEY/RNC
FIELD OPERATION:
876

STATE	ROMNEY/RNC STAFF 2012	TRUMP/RNC STAFF 2016	2016 RLI FELLOWS
CO	46	149	112
FL	84	933	840
IA	35	74	57
MI	33	51	294
NC	61	778	485
NH	27	86	115
NV	41	167	93
OH	79	311	322
PA	56	353	306
VA	70	66	162
WI	44	72	90
AZ	0	16	18
GA	0	12	30
TOTAL	876	3,068	2,944

RNC's Road to Victory

STATES SURPASSING 2012 CONTACTS



24 million doors were done nationwide compared to 11.5 million doors for the entire 2012 cycle.

50 million total volunteer door and phone contacts.

RNC's Road to Victory

TOTAL VOTER CONTACT

50,000,000 volunteer door knocks and phone calls

25,752,000 calls to train voter scores

53,494,660 Targeted mail pieces

31,070,000 Paid GOTV Phones

2,500,000,000 Emails


 **2,660,316,660 TOTAL VOTER
CONTACT ATTEMPTS USING RNC DATA**